

**tcs CodeVita™**  
Season XIII



**TCS CodeVita™**

**Season XIII**

**Encouraging to 'Code for Impact'**

# TCS CodeVita Season 13 – Registration Guide

If you still don't have any of these 2 apps in your phone, please download the one of your preference. You'll need it for your registration



## Microsoft Authenticator - Aplicaciones en Goog...

Use Microsoft Authenticator para iniciar sesión de forma fácil y segura.

[play.google.com](https://play.google.com)



## Google Authenticator - Aplicaciones en Google ...

Habilita la verificación en dos pasos para proteger tu cuenta de la piratería.

[play.google.com](https://play.google.com)

<https://codevita.tcsapps.com/>

# TCS CodeVita Season 13 – Registration Guide

<https://codevita.tcsapp.com/>

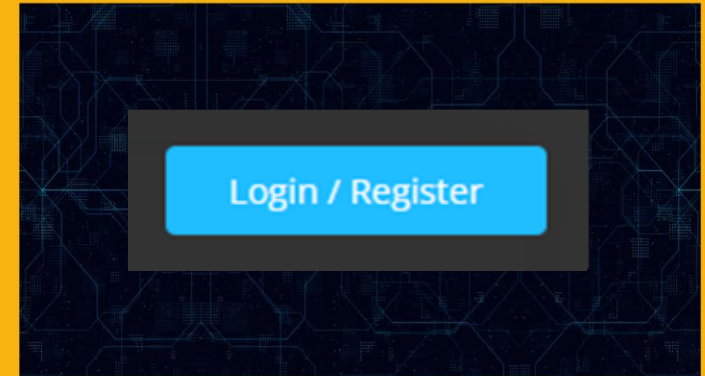
## Eligibility

Current **undergraduate/postgraduate** students who are:

- Studying in any stream of science or engineering
- Expecting to complete their course in the year of 2026, 2027, 2028 or 2029.
- From any recognized institute across the globe

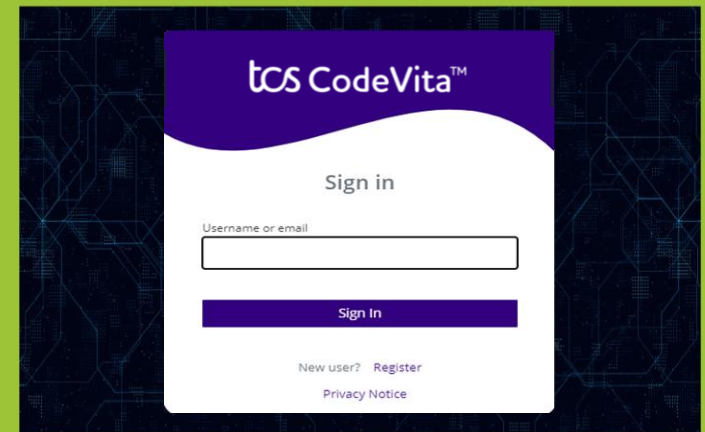
## Step 1: Click on Login/Register

This is the first step for both new as well as registered users. You will find the button on the top-right of the home page

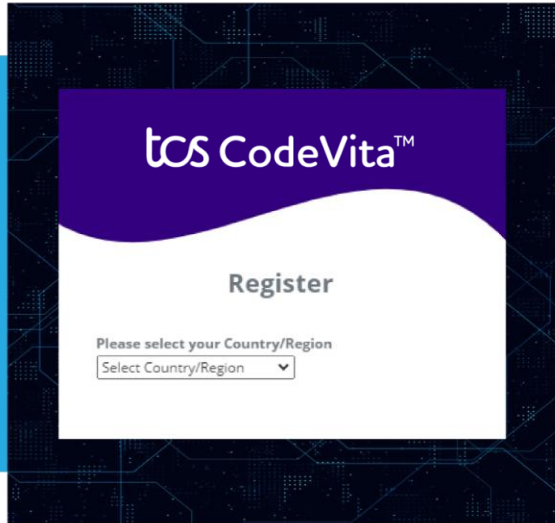


## Step 2: Click on Sign In

Please note that once you complete your registration process, you will be able to log into the application using the Sign In option.



# TCS CodeVita Season 13 – Registration Guide



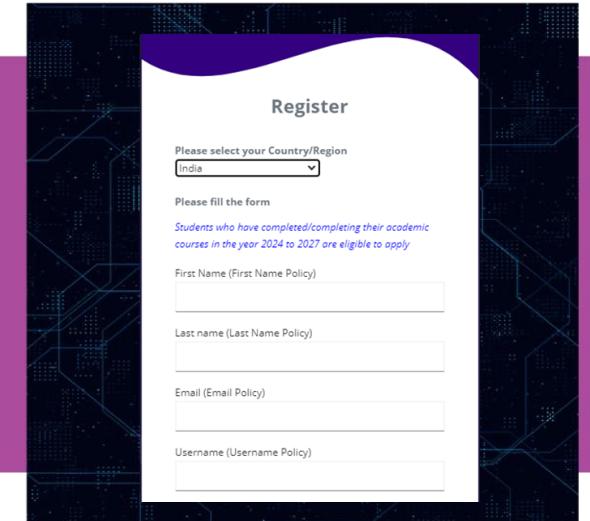
The screenshot shows the TCS CodeVita registration interface. At the top, the 'tcs CodeVita™' logo is displayed. Below it, the word 'Register' is centered. A prompt 'Please select your Country/Region' is followed by a dropdown menu currently showing 'Select Country/Region'.

## Step 3: Select Region

For instance, if your nationality is Colombian, select Colombia from the dropdown list. Selecting a region will open a form.

## Step 4: Fill in account details

Please note that hovering your mouse cursor on 'Policy' will display the data acceptance policy for the respective field.



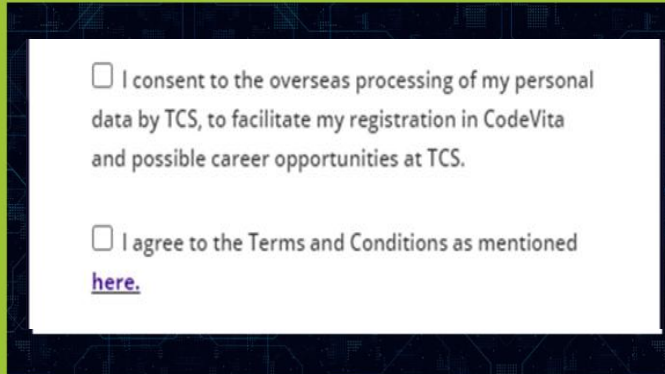
This screenshot shows the registration form after a region has been selected. The 'Please select your Country/Region' dropdown now shows 'India'. Below this, the text 'Please fill the form' is followed by a note: 'Students who have completed/completing their academic courses in the year 2024 to 2027 are eligible to apply'. The form includes five input fields, each with a label and a 'Policy' link: 'First Name (First Name Policy)', 'Last name (Last Name Policy)', 'Email (Email Policy)', and 'Username (Username Policy)'.



# TCS CodeVita Season 13 – Registration Guide

## Step 5: Accept T&C and Consent Statement

Please go to the Terms and Conditions document via the hyperlink on 'here' and click Accept to select the second checkbox.

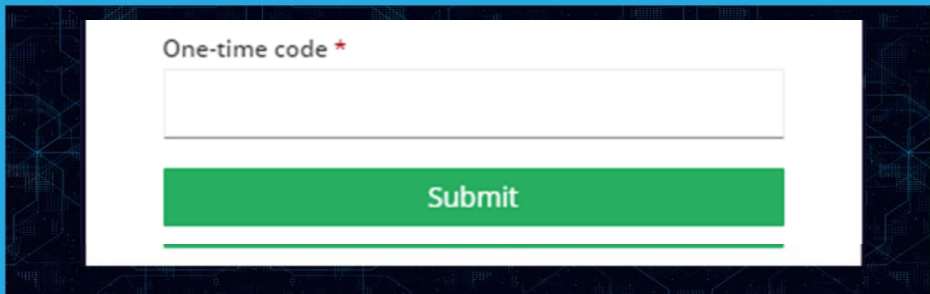


☐ I consent to the overseas processing of my personal data by TCS, to facilitate my registration in CodeVita and possible career opportunities at TCS.

☐ I agree to the Terms and Conditions as mentioned [here](#).

## Step 6: Verify email

You will receive a verification email on the email ID provided by you above..



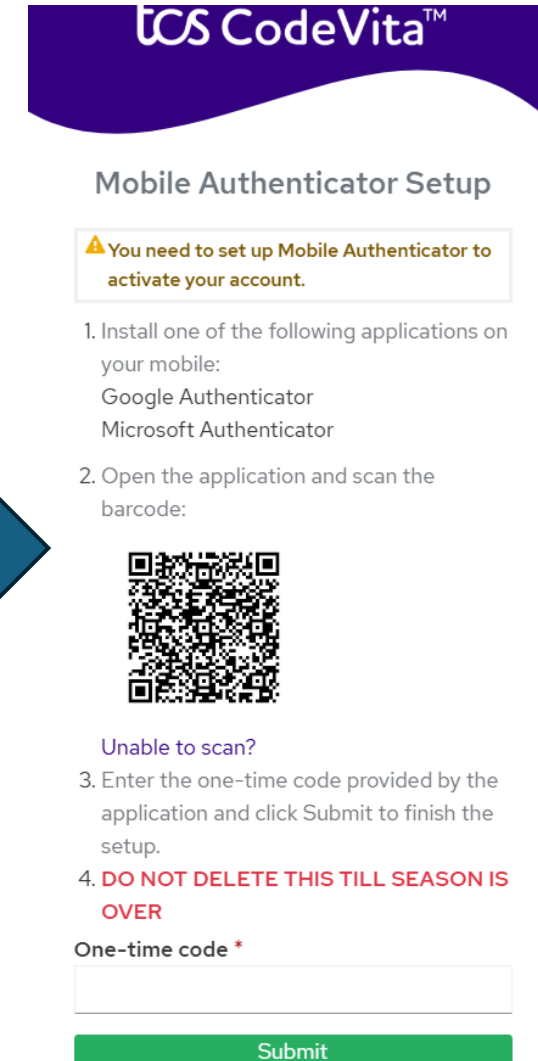

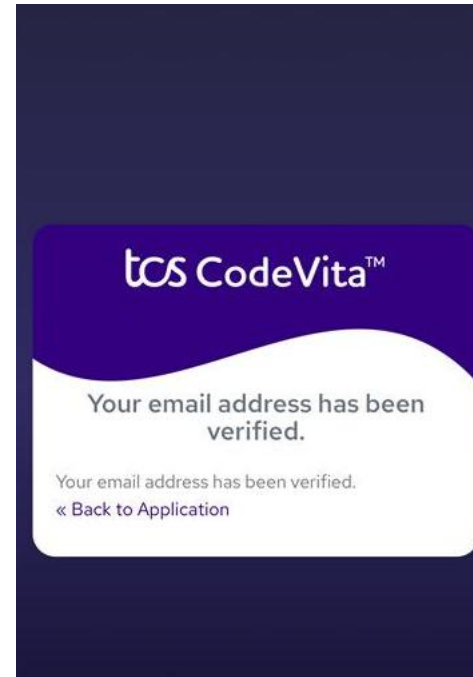

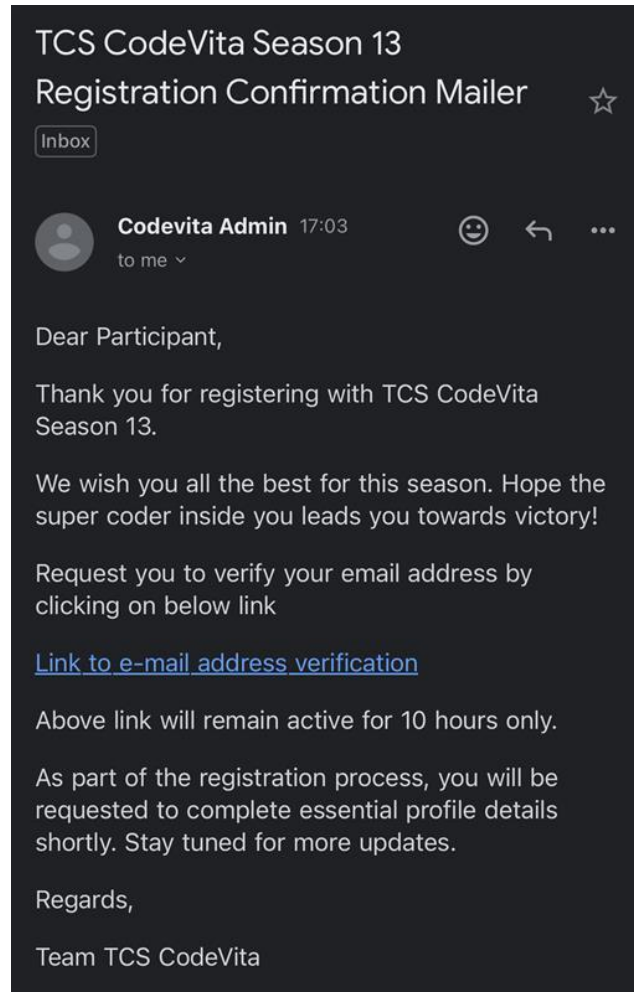
One-time code \*

Submit

## Step 7: Configure OTC

You'll receive email communication and will have to configure your Microsoft Authenticator or Google Authenticator with your account as showed in the next slide. Then provide the one-time code to log in.

# TCS CodeVita Season 13 – Registration Guide



# TCS CodeVita Season 13 – Registration Guide

## Step 8:

You will be redirected to the profile page to fill out and save the required details.

25%

You can delete your Profile from *Settings* menu until the above timer expires.

Contact No ⓘ

Academic Year of Graduation\*

Institute Location\*

Institute name\*

SAVE

- Don't forget to include your country code number at the beginning of your contact number
- You should choose the country in which your university is located
- Fill in the complete name of the university you are currently studying in.



# Thank you



# TCS CodeVita Season 13 – ANNEX - Platform

Guidelines | CodeVita Season 13

codevita.tcsapps.com/main\_page.jsp

All the Best

Guidelines

Guidelines

Instructions

Eligibility Criteria

Compilers and Interpreters

Zone Information

Dear Participant,

As you gear up for the contest, please follow the below points in order to optimize time and have a smooth start.

You will have 6 hours to complete all the problems given to you. Your 6 hours start the moment you click on the *Start Contest* button after you login to codevita.tcsapps.com on the day of the contest.

Ensure that you login to the contest at least before it ends. If you login with less than 6 hours remaining for the overall contest, you will only have less time to complete it.


Instructions:

- Submit solutions to the questions in as many supported languages(C, C++, C#, Java, NodeJS, Perl, Python, Ruby and PHP) as you can. This will ensure that your local compilers/interpreters are compatible with those on TCS CodeVita Server.
- If you are going to use shared infrastructure like college lab, ensure that codevita.tcsapps.com is accessible from your target environment.
- The Site has been tested in Chrome and FireFox browsers. Ensure that you are using a compatible browser.
- Ensure that your browser supports JavaScript. The site will not work properly if your browser has JavaScript blocked.
- Disable Pop-up and Ad blocker in your browser.
- Bookmark the site for quick access later on.
- Go through FAQs on codevita.tcsapps.com before you start the contest.
- Appear in Practice rounds and MockVitas that are conducted prior to the contest.
- Lastly, plagiarism will have very serious consequences. We have a dedicated team to check plagiarism, so please refrain from copying codes.

Wishing you all the very best for the contest!

☐ I confirm that I have read and understood the guidelines and FAQs, and I am fully prepared to start the contest. I also agree to not use any Generative AI tools to solve CodeVita problems.

← → ↻ 🌐 codevita.tcsapps.com/main\_page.jsp 🔍 ☆ 👤 ⋮



## Guidelines

Instructions

Eligibility Criteria

Compilers and Interpreters

Zone Information

### Zone Information

- Studying in any stream of science or engineering
- Expecting to complete their course in the year of 2026, 2027, 2028 or 2029
- From any recognized institute across the globe

☐ I confirm that I have read and understood the guidelines and FAQs, and I am fully prepared to start the contest. I also agree to not use any Generative AI tools to solve CodeVita problems.

# TCS CodeVita Season 13 – ANNEX - Platform Programming Languages



All the Best

## Guidelines

 Guidelines

### Instructions

### Eligibility Criteria

### Compilers and Interpreters

### Zone Information

Language compilers are open source applications that can be downloaded from the internet.

Language	File extension	Version	URL
Java 8	.java	Open jdk 8	<a href="https://openjdk.java.net/install/">https://openjdk.java.net/install/</a>
C	.c	gcc 9.3.0	<a href="https://ftp.gnu.org/gnu/gcc/gcc-9.3.0/">https://ftp.gnu.org/gnu/gcc/gcc-9.3.0/</a>
C++	.cpp	g++ 9.3.0	<a href="https://ftp.gnu.org/gnu/gcc/gcc-9.3.0/">https://ftp.gnu.org/gnu/gcc/gcc-9.3.0/</a>
C#	.cs	mono 6.12.0.122	<a href="https://www.mono-project.com/download/stable/">https://www.mono-project.com/download/stable/</a>
Node.js	.js	Node.js v22.15.1	<a href="https://nodejs.org/download/release/v22.15.1/">https://nodejs.org/download/release/v22.15.1/</a>
Perl	.pl	5.30.0	Interpreter : <a href="http://www.activestate.com/activeperl/downloads">http://www.activestate.com/activeperl/downloads</a> IDE : <a href="http://www.epic-ide.org/download.php">http://www.epic-ide.org/download.php</a>
Python 3	.py	3.8.10	Interpreter : <a href="http://sourceforge.net/projects/pydev/">http://sourceforge.net/projects/pydev/</a> IDE Plugin : <a href="http://pydev.org/manual_101_install.html">http://pydev.org/manual_101_install.html</a> User Manual : <a href="https://developers.google.com/appengine/docs/java/tools/eclipse">https://developers.google.com/appengine/docs/java/tools/eclipse</a>
Ruby	.rb	3.1.4	Compiler : <a href="https://www.ruby-lang.org/en/downloads/">https://www.ruby-lang.org/en/downloads/</a>
PHP	.php	7.4.3	Manual for Plugin : <a href="https://www.eclipse.org/pdt/">https://www.eclipse.org/pdt/</a>

☐ I confirm that I have read and understood the guidelines and FAQs, and I am fully prepared to start the contest. I also agree to not use any Generative AI tools to solve CodeVita problems.

# TCS CodeVita Season 13 – ANNEX – Coding Platform

codevita.tcsapps.com/main\_page.jsp

tcs CodeVita™

05 Hr 59 Min 36 Sec

Your Contest Ends At  
July 31, 2025 8:2:38 IST

Guidelines

Coding Area

Public Testcase Submissions

Private Testcase Submissions

Unevaluated Submissions

Feedback Form

Graphs

Coding Area

A

B

C

D

E

F

ONLINE EDITOR (A)

Board Games

Ankitha enjoys finding new games. One day, she found a grid with dimensions  $M \times N$  and decided to make up a special game to play on it.

View Full Problem

Upload Solution [ Question : A ]

☐ I, **Francisco** confirm that the answer submitted is my own.

☐ Took help from online sources (attributions)

Choose a File ...

[Privacy Notice](#) | [Cookies Settings](#)



© 2025 Tata Consultancy Services Limited. All Rights Reserved.

We use cookies to give you the best possible experience on our website. To find out more, read our updated Cookie Policy.