

## This way to Seneca


If you need help with any of the steps outlined here contact us at [theservicehub@senecapolytechnic.ca](mailto:theservicehub@senecapolytechnic.ca).

### Section 2 of 2: Arrival

This checklist is specifically for applicants for the Summer (May) 2024 term. It offers tips on what to expect when you arrive in Canada. If you have not already done so, please first review the This way to Seneca — **SECTION 1: PRE-DEPARTURE CHECKLIST** and complete any necessary steps required for your program of study.

### Arrival in Canada

This list covers what to expect when you arrive in Canada. New students starting their studies in May 2024 should make plans to travel to Canada no more than 30 days before the start of class. Returning students may travel earlier.



For the latest updates about travel to Canada please visit the [Government of Canada website](#).

### International Students Enrolling in the May 2024 Term

To be eligible for a **post-graduation work permit (PGWP)**, you must:


- Complete at least 50 per cent of your program inside Canada and meet all other **PGWP requirements**
- It is highly recommended to select and attend in-class course options where available. These include, hybrid, flexible, and in-person
- Time spent studying outside of Canada after Sept. 1, 2024 will be deducted from the length of your PGWP.

# 01

## Arrival Information

### 1) Checklist for travellers to Canada:

- a. Provide your information in the **Seneca MOBILE App**, available for **Apple** and **Android**:
  - i. Flight and travel arrival information
  - ii. Seneca will arrange for transportation from the airport to your residence or temporary accommodations at no cost based on your travel plan submitted through the **Seneca MOBILE App** available for **Apple** and **Android**. You must submit your travel information at least 72 hours prior to arrival.
- b. It is highly recommended that you provide your flight arrival information and proof of vaccination in the **ArriveCAN App**



# 02

## Welcome to Canada

Upon your arrival to Canada please make sure to carry the following with you:

- ☐ Face mask
- ☐ Study Permit or valid Port of Entry Letter of Introduction
- ☐ Passport with a valid student VISA or eTA (electronic Travel Authorization)
- ☐ Letter of Acceptance (LOA) and Provincial Attestation Letter (PAL) from Seneca
- ☐ Proof that you have enough money to support yourself and any family members who come with you to Canada
- ☐ All mandatory and recommended apps on your phone (see [Section 04 – Pre-Departure document](#) for more information)
- ☐ You will not pick up your checked luggage until after you visit Canadian Border Services. Don't pack any mandatory documents or important information in your checked luggage

**NOTE:** Be sure to have any snacks, medication, toiletries and other necessary items in your carry on.



# 03

## Canadian Border Services

In the airport, you will proceed to Canadian Border Services. Present your **mandatory documents** detailed in Section 02 to the Canada Border Services Agent.



**NOTE:** We recommend you complete your mandatory documents and travel plan at least two weeks before you travel to Canada. Keep these documents with you in your carry-on luggage when you travel.

# 04

## At the Airport and to Your Residence or Accommodations

- ☐ Once you have collected your checked luggage, you may take your pre-arranged transportation to your place of residence or pre-arranged accommodations

**FROM THE AIRPORT - OR SOON AS POSSIBLE AFTER ARRIVAL:**


- ☐ Please confirm your arrival in the **Seneca MOBILE App**, available for [Apple](#) and [Android](#)



# 05

## Travel From the Airport to Your Place of Residence or Accommodations

Your driver will drop you off at your place of residence or accommodations.



# 06

## During Your First Few Days in Canada

- ☐ Seneca has many [in-person and virtual activities](#) for international students to help stay connected. Join Student Services to participate in [local trips and events](#) to get to know Canadian culture and meet new friends.
- ☐ [View the Life in Canada video](#) for an introduction to living in Canada and resources to help you get settled.

