


# Rideshare & Public Transit Safety

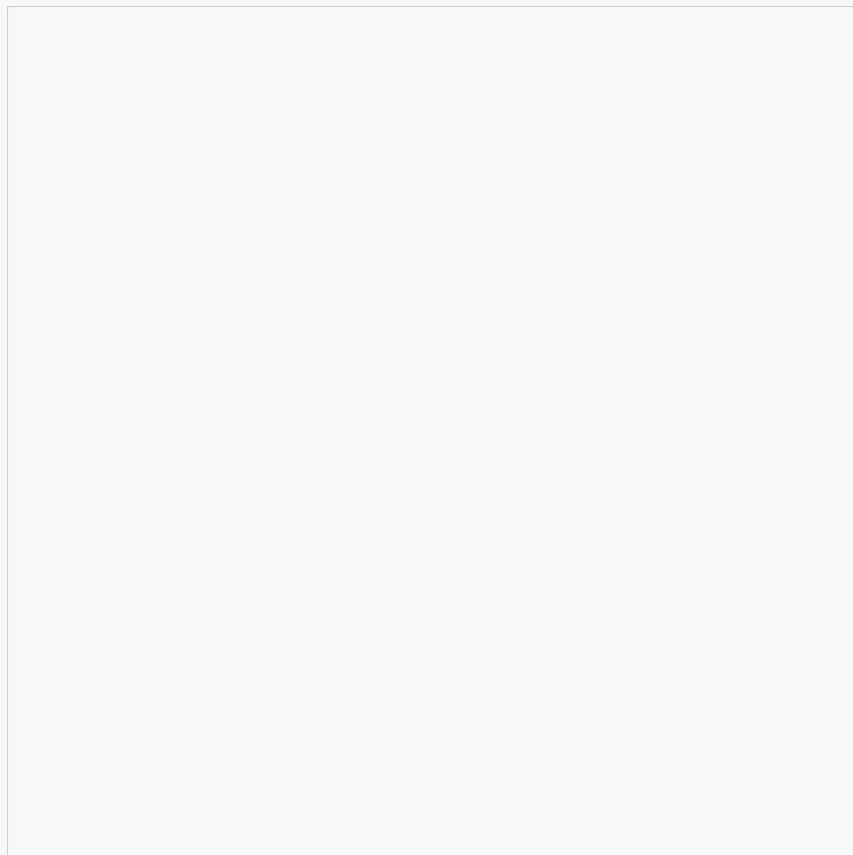
Version 3

Published 4/28/2024 by **Abdul Abbas** Last updated 8/7/2025 8:24 PM by **Ryan Ramphal**

□



***Prevention is as easy as 1,2,3!***




According to **STATCAN** approximately 445,000 TTC passenger trips were completed between January 2023 to January 2024. The average capacity is approximately (and

conservatively) 75 persons per trip, meaning that approximately 33,375,000 individual trips were completed in the GTA alone!

With that much public exposure, it is paramount to keep safety in mind when utilizing public transit and ride-share programs.

**Each transportation platform provides excellent safety tips to keep you aware of your surroundings, terms of usage, and other information that could help keep you and your loved ones safe.**



You can safeguard yourself when using public transportation or a ride-share program if you:

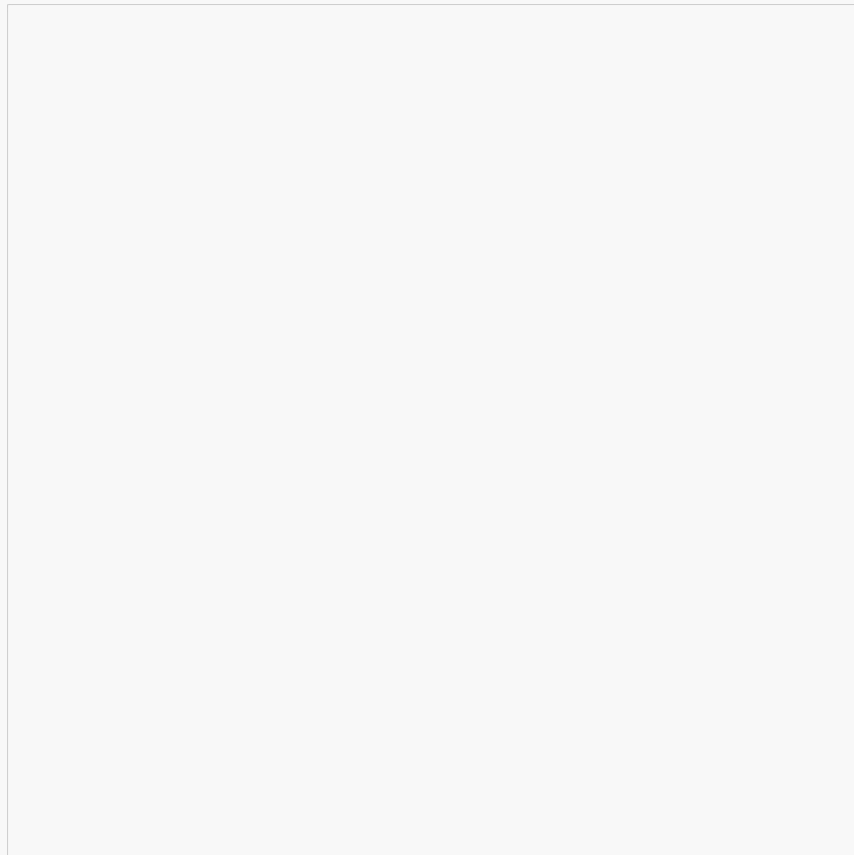
### ***Public Transportation***

- If using Public Transport, ask the driver if they offer a "Request Stop" program. Some public transportation companies allow you to stop wherever you need to along the route during specific times. **Example here.**
- PLAN AHEAD: Plan what route to take and give yourself extra time to get there.
- Keep your personal belongings in your line of sight and limit the use of technology in crowded public spaces.
- Be aware of all your emergency options (intercom, emergency stop).
- Avoid distractions and remain vigilant at all times.

- Never Jaywalk or chase after a bus. Your life is worth more than 20 minutes spent waiting for the next bus.
- Do not stand near the street or the edge of a platform.
- Watch for vehicles or bicycles passing.
- If you feel that a situation is escalating, *MOVE!*


### ***Ride Share***

- If using a Ride-Share program, make sure to pay attention to your notifications. Sometimes the APP will make sure you are safe, especially if the vehicle is not moving for a while.
- Never accept a ride from persons not using an official platform, no matter the deal being offered.
- Security offers a **FriendWalk** feature on the **Seneca SAFE APP** that you can use with a friend to have them track and check in on you. Only use this feature with trusted people.



- Notify the driver if you feel unsafe or uncomfortable due to an ongoing situation.
- If you lost any valuables, contact your driver or the Lost & Found department.

- You can report your issue online to your local police non-emergency public reporting website if the issue is no longer taking place.

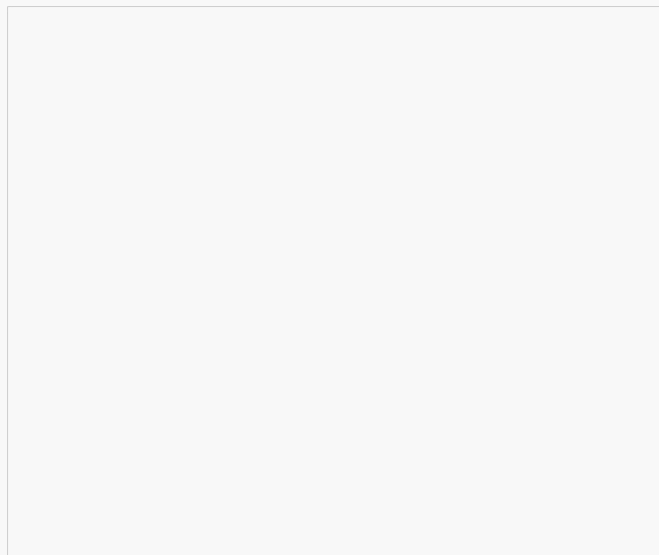


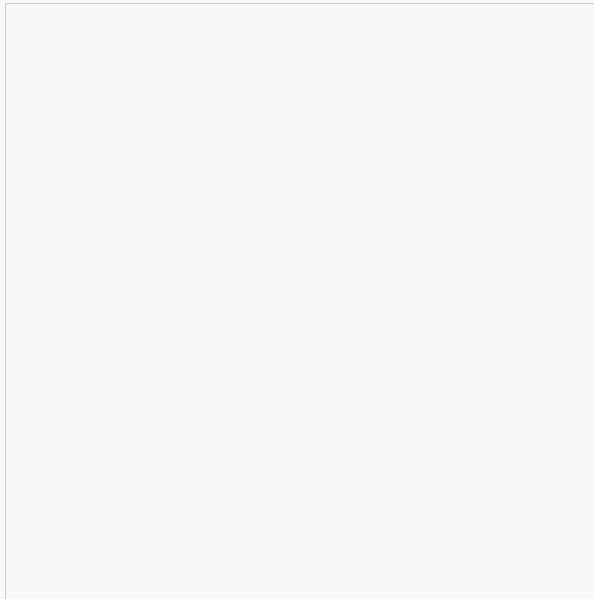

### Security Office Locations:

Newnham: B2000	King: GH2092 (Lobby)	Seneca@York: B1144
Markham: 104 (Main Entrance)	Peterborough: YPQ 126	Contact: 416-764-0911

### Non-Emergency Online Reporting Tool

- **Toronto Police**
- **York Regional Police**
- **Peterborough Police**





tags : bus, campus, crime, friendwalk, gobus, lyft, prevention, public, publictransit, rideshare, safety, safewalk, security, subway, tips, transit, ttc, uber, workalone