

"I'm OK!" SenecaSAFE Feature

Version 8

Published 1/24/2025 by [Sulakshan Sabaratnam](#) Last updated 2/3/2025 2:33 PM by [Sonia Novello](#)

"I'm OK!" on SenecaSAFE

Have

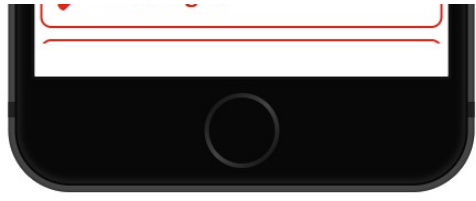
you ever had family or friends contact you after hearing about something dangerous happening nearby? While you're receiving multiple alerts, your phone might get flooded with calls and messages as they check to see if you're okay.

With this feature, you can quickly notify your most important contacts and share your live location to let them know you're safe!

Here's how it works:

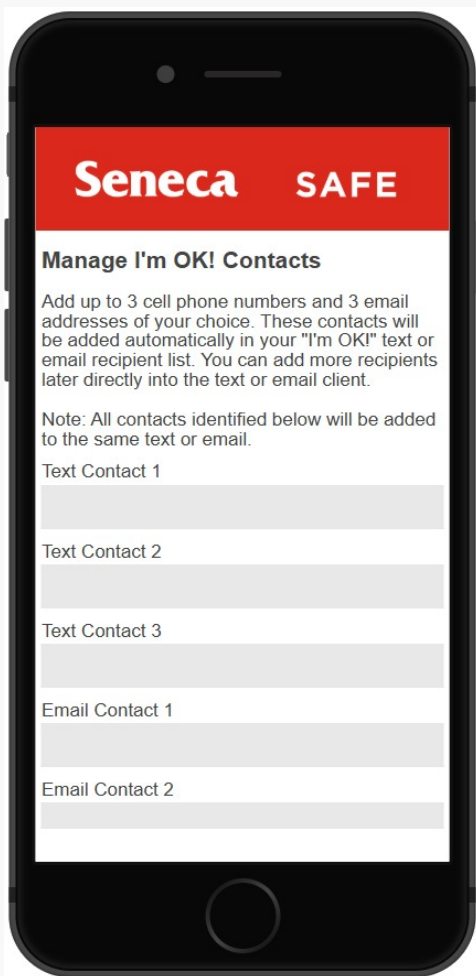
1. Accessing the Feature:
 - Find the "I'm OK!" option in the Safety Toolbox.





2. Setting Up Contacts:

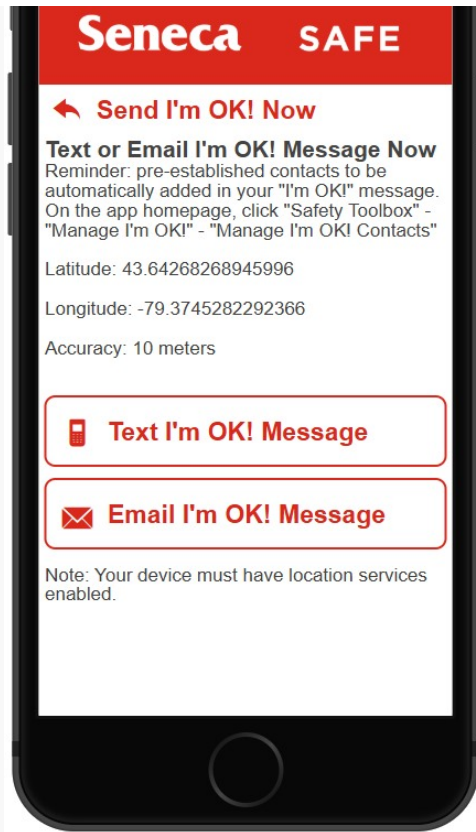
- Save time by adding your contacts in the “Manage I’m OK! Contacts” section.
- You can add up to 3 Text contacts and 3 Email contacts here.



3. Sending an I’m OK! Notification:

- Tap the “Send I’m OK! Now” button.
- Choose whether to send a Text or Email.
- Your pre-selected contacts will automatically appear—confirm them and hit send. *Please note that all contacts will be added to the same text or email.





4. What Your Contacts Receive:

- Your contacts will get a message like this:
“An emergency situation just happened at Seneca Polytechnic. Don’t worry though, I’m OK! I may not be able to talk right now, but I will reach out as soon as I can.”

Key Benefits of the “I’m OK!” Feature:

- **Fast Communication:** Notify your loved ones in seconds without having to draft individual messages.
- **Peace of Mind:** Quickly reassure family and friends, reducing unnecessary worry.
- **Location Sharing:** Enables your trusted contacts to see exactly where you are in real-time.

Make sure to add and update your contacts in advance so you’re always prepared. With just a few taps, you can stay connected and give your loved ones peace of mind during stressful situations.

tags : emergency, notification, security, senecasafe, student-news